

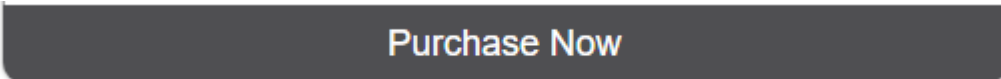
## Register and watch a paid for webinar

We are pleased to be able to bring you a new strand to our training which is more flexible for your needs. In 2020 we all had to learn new ways of working and we adapted with moving our training online. We have split the training up into bite size modules all of around 1 hour long.

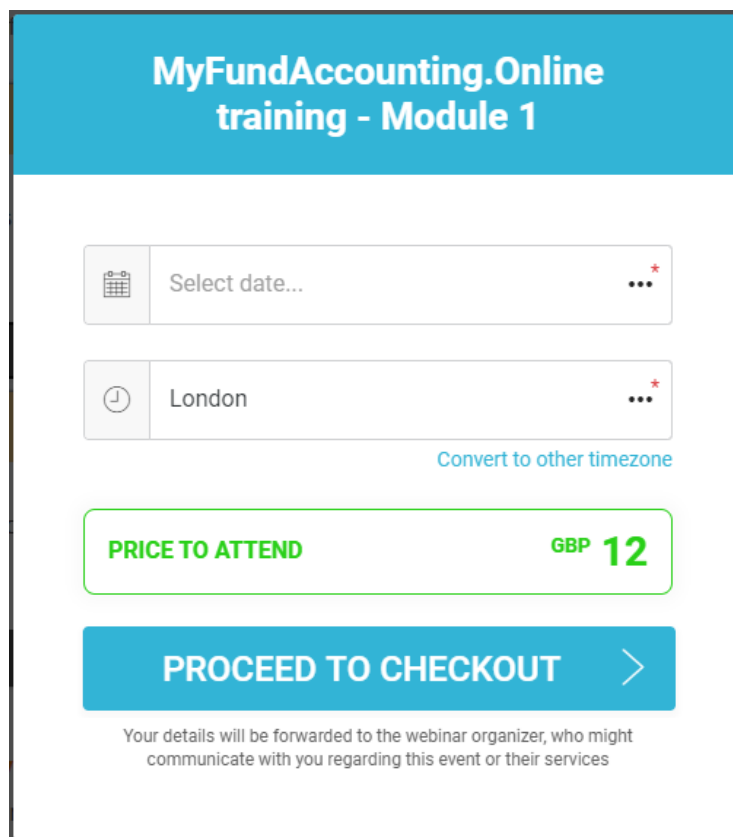
This means that you do not have to take a day out for the training but can fit it in around your existing work, there is no need to travel to training venues and you can watch the webinars over and over again for 30 days free of charge.

How do I register for a webinar:

1. Visit [www.datadevelopments.co.uk](http://www.datadevelopments.co.uk) and click on the 'Training' link
2. Click 'Purchase Now' on the webinar you would like to watch

A dark grey, rounded rectangular button with the text "Purchase Now" in white, centered.

3. Select when you would like to watch the webinar and click 'Proceed to Checkout'

A screenshot of a webinar registration form. At the top, a blue header contains the text "MyFundAccounting.Online training - Module 1". Below this, there are two input fields: the first is for selecting a date, labeled "Select date..." with a calendar icon and a red asterisk; the second is for selecting a location, labeled "London" with a clock icon and a red asterisk. Below these fields is a link that says "Convert to other timezone". A green-bordered box displays "PRICE TO ATTEND" in green and "GBP 12" in a larger green font. At the bottom, there is a blue button with the text "PROCEED TO CHECKOUT" and a right-pointing arrow. Below the button, a small line of text reads: "Your details will be forwarded to the webinar organizer, who might communicate with you regarding this event or their services".

4. To pay either log in to your PayPal account or click 'Pay by Debit or Credit Card'.



 £12.00 GBP

## Log in to PayPal

With a PayPal account, you're eligible for Return Shipping on Us, Buyer Protection and more.

[Forgotten your password?](#)

**Log In**

or



**Pay by Debit or Credit Card**

[Cancel and return to Data Developments \(UK\) Ltd](#)

5. Enter your payment and address details

## PayPal Guest Checkout

Your financial details won't be shared with the merchant.

Country/region United Kingdom		▼
Card type		▼
Card number		
Expiry date	Security code	
First name	Last name	

### Billing Address

Address line 1	
Address line 2 (optional)	
Town/City	
County (optional)	▼
Postcode	

6. If you have chosen to pay by Debit or Credit card you can then decide if you would like to create a PayPal account.

## Why not create a PayPal account? The protection you deserve.

Safeguard your eligible purchases and check out faster on millions of websites by signing up for a free PayPal account.

Create a PayPal account? (It only takes a moment)

- Yes, I'd like to create a PayPal account.

Password

- No, I don't want an account now.

You acknowledge the [terms](#) of the service PayPal provides to the seller and agree to the [Privacy Statement](#). No PayPal account required.

7. Click 'Pay Now' to complete

**Pay Now**


8. You will then see a receipt for your payment and a copy will be emailed to you


9. Click 'Return to Merchant'

**Return to Merchant**


10. Select the date that you would like to watch the webinar and enter your name and email address - another link will be sent two hours after this webinar to enable you to watch the webinar for another 30 days free of charge


## MyFundAccounting.Online training - Module 1

 Tuesday, 17 November 2020, 10:45 AM ⋮\*

 London ⋮\*

[Convert to other timezone](#)

 Stephen \*

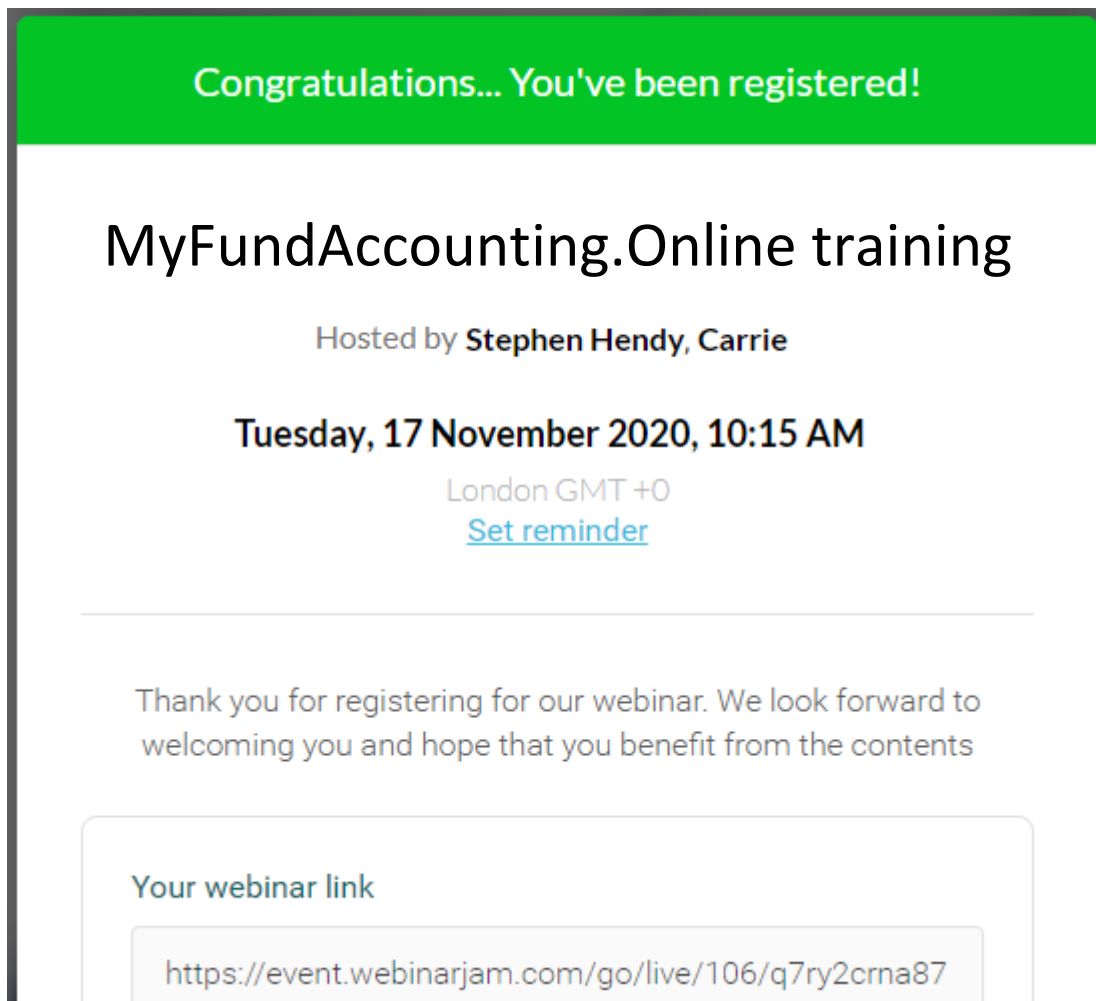
 sales@datadevelopments.co.uk \*

Yes, I would like to receive future communications

**REGISTER NOW** >

Your details will be forwarded to the webinar organizer, who might communicate with you regarding this event or their services

11. You will then see a page with a webinar link, click on this link to watch the webinar straight away



The screenshot shows a registration confirmation page. At the top, a green banner reads "Congratulations... You've been registered!". Below this, the main heading is "MyFundAccounting.Online training". Underneath, it says "Hosted by Stephen Hendy, Carrie". The date and time are "Tuesday, 17 November 2020, 10:15 AM", with "London GMT +0" and a "Set reminder" link. A thank you message follows: "Thank you for registering for our webinar. We look forward to welcoming you and hope that you benefit from the contents". At the bottom, there is a section titled "Your webinar link" containing the URL "https://event.webinarjam.com/go/live/106/q7ry2crna87".

You are then ready to watch the webinar. Two hours after this you will receive an email from us with a link which will enable you to replay this webinar for up to 30 days.

If you have any queries please contact us on 01902 714030 or email [support@datadevelopments.co.uk](mailto:support@datadevelopments.co.uk)

## Data Developments

Creative Industries Centre, Wolverhampton Science Park  
Glaiser Drive, Wolverhampton, WV10 9TG

[www.datadevelopments.co.uk](http://www.datadevelopments.co.uk)